


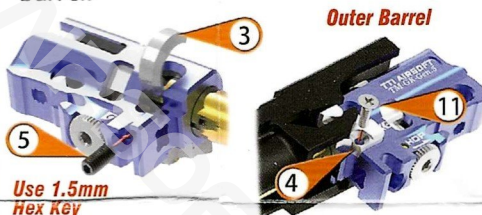
PARTS

1. Install the inner barrel and hop-up rubber.



2. Install the #3 C-clip to lock the inner barrel.

3. Installing the Outer Barrel.



Use 1.5mm Hex Key

INSTALLATION


Adjust by turning the #7 adjustment wheel or using a hex key.



Use 2mm Hex Key

ADJUSTMENT

Install the securing screw for the hop-up chamber (only TM G19).



SECURE CHAMBER

Use 1.5mm Hex Key

Lock



To remove the slide, first take out the #6 screw.



TTI AIRSOFT
TITANIUM TACTICAL INDUSTRY
www.ttiairsoft.com

TTI INFINITY TM G17 GEN5 TDC HOP-UP CHAMBER